



PZmotorsport

Nach bester Rundenzeit sortiert

Rennstreckentraining

Sachsenring 3,674 Km

1. Turn C [Q]

10.08.2016 08:40

Training started at 8:42:42

Pos	No.	Name	Class	Best Tm	In Lap	Diff	Abstand
1				1:59.056	5		
2	72	Zießmer Dominic	SS	2:01.337	6	2.281	2.281
3	23	Zetzschke Tino	SBK	2:03.885	6	4.829	2.548
4	94	Hofmann Uwe	SBK	2:04.849	5	5.793	0.964
5	69	Stöhr Andreas	SBK	2:10.916	7	11.860	6.067
6	98	Engelmann Rainer	SS	2:11.976	7	12.920	1.060
7	3	Müller Thomas	SS	2:13.303	7	14.247	1.327
8	444	Peterhänsel Fred	SBK	2:14.422	7	15.366	1.119
9	29	Wiesenmayer Hermann	SBK	2:15.744	5	16.688	1.322
10	86	Höger Marc	SBK	2:16.025	5	16.969	0.281
11	1	Rödel Marco	SBK	2:18.199	4	19.143	2.174
12	87	Dittrich René	SS	2:20.747	7	21.691	2.548
13	18	Schaaf Markus	SBK	2:40.647	5	41.591	19.900
14	61	Kögler Rene	SBK	2:41.273	5	42.217	0.626
15	24	Sahm Jörg	SBK	2:41.385	5	42.329	0.112
16	12	Scheidl Konrad	SBK	2:41.995	5	42.939	0.610
17	73	Auer Andreas	SS	2:44.661	5	45.605	2.666
18	30	Schmidt Frank	SS	3:24.919	2	1:25.863	40.258
19	870	Fischer Andreas	SBK		0		

Orbits

Livetiming und Listen siehe www.zeitnahmeteam.de

Gedruckt: 10.08.2016 18:06:08





PZmotorsport


Rennstreckentraining

Sachsenring 3,674 Km

1. Turn C [Q]

10.08.2016 08:40

Training started at 8:42:42



Lap	Lap Tm	Diff	Gap
()			
1			
2	2:13.630	+14.574	
3	2:06.195	+7.139	-7.435
4	2:25.193	+26.137	18.998
5	1:59.056		26.137
6	2:01.912	+2.856	+2.856
7	2:06.764	+7.708	+4.852
8	2:12.945	+13.889	+6.181
p9	2:10.127	+11.071	-2.818
(72) Zießmer Dominic			
1			
2	2:16.363	+15.026	
3	2:10.039	+8.702	-6.324
4	2:07.318	+5.981	-2.721
5	2:04.668	+3.331	-2.650
6	2:01.337		-3.331
7	2:01.847	+0.510	+0.510
8	2:09.873	+8.536	+8.026
p9	2:15.426	+14.089	+5.553
(23) Zetzschke Tino			
1			
2	2:55.398	+51.513	
3	2:15.791	+11.906	39.607
4	2:07.288	+3.403	-8.503
5	2:05.623	+1.738	-1.665
6	2:03.885		-1.738
7	2:28.504	+24.619	14.619
p8	2:22.017	+18.132	-6.487
(94) Hofmann Uwe			
1			
2	2:18.023	+13.174	
3	2:09.761	+4.912	-8.262
4	2:17.667	+12.818	+7.906
5	2:04.849		12.818
6	2:14.249	+9.400	+9.400
7	2:08.673	+3.824	-5.576
8	2:06.117	+1.268	-2.556
p9	2:13.194	+8.345	+7.077
(69) Stöhr Andreas			
1			
2	2:23.724	+12.808	
3	2:20.726	+9.810	-2.998
4	2:18.261	+7.345	-2.465
5	2:15.754	+4.838	-2.507
6	2:14.486	+3.570	-1.268
7	2:10.916		-3.570
p8	2:29.435	+18.519	18.519
(98) Engelmann Rainer			
1			
2	2:21.895	+9.919	
3	2:19.160	+7.184	-2.735
4	2:16.889	+4.913	-2.271
5	2:17.545	+5.569	+0.656
6	2:15.173	+3.197	-2.372
7	2:11.976		-3.197
p8	2:21.276	+9.300	+9.300
(3) Müller Thomas			
1			
2	2:24.310	+11.007	

Lap	Lap Tm	Diff	Gap
3	2:24.127	+10.824	-0.183
4	2:20.945	+7.642	-3.182
5	2:14.572	+1.269	-6.373
6	2:31.299	+17.996	16.727
7	2:13.303		17.996
p8	2:24.470	+11.167	11.167
(444) Peterhänsel Fred			
1			
2	2:29.540	+15.118	
3	2:27.284	+12.862	-2.256
4	2:16.846	+2.424	10.438
5	2:15.676	+1.254	-1.170
6	2:19.565	+5.143	+3.889
7	2:14.422		-5.143
p8	2:23.132	+8.710	+8.710
(29) Wiesenmayer Hermann			
1			
2	2:35.823	+20.079	
3	2:20.903	+5.159	14.920
4	2:19.175	+3.431	-1.728
5	2:15.744		-3.431
6	2:23.750	+8.006	+8.006
7	2:17.547	+1.803	-6.203
p8	2:29.805	+14.061	12.258
(86) Höger Marc			
1			
2	2:29.433	+13.408	
3	2:25.679	+9.654	-3.754
4	2:19.254	+3.229	-6.425
5	2:16.025		-3.229
6	2:26.428	+10.403	10.403
7	2:16.208	+0.183	10.220
p8	2:19.449	+3.424	+3.241
(1) Rödel Marco			
1			
2	2:20.085	+1.886	
3	2:29.650	+11.451	+9.565
4	2:18.199		11.451
5	2:21.189	+2.990	+2.990
p6	2:30.761	+12.562	+9.572
(87) Dittrich René			
1			
2	2:37.672	+16.925	
3	2:30.448	+9.701	-7.224
4	2:31.026	+10.279	+0.578
5	2:25.222	+4.475	-5.804
6	2:22.220	+1.473	-3.002
7	2:20.747		-1.473
p8	2:27.895	+7.148	+7.148
(18) Schaaf Markus			
1			
2	3:02.076	+21.429	
3	2:48.806	+8.159	13.270
4	2:48.917	+8.270	+0.111
5	2:40.647		-8.270
p6	2:48.609	+7.962	+7.962
(61) Kögler Rene			
1			
2	2:58.673	+17.400	
3	2:49.374	+8.101	-9.299

Lap	Lap Tm	Diff	Gap
4	2:52.630	+11.357	+3.256
5	2:41.273		11.357
p6	2:48.913	+7.640	+7.640
(24) Sahn Jörg			
1			
2	3:02.584	+21.199	
3	2:49.885	+8.500	12.699
4	2:48.911	+7.526	-0.974
5	2:41.385		-7.526
p6	2:48.441	+7.056	+7.056
(12) Scheidl Konrad			
1			
2	2:59.156	+17.161	
3	2:48.256	+6.261	10.900
4	2:49.369	+7.374	+1.113
5	2:41.995		-7.374
p6	2:54.021	+12.026	2.026
(73) Auer Andreas			
1			
2	2:58.827	+14.166	
3	2:47.483	+2.822	11.344
4	2:50.934	+6.273	+3.451
5	2:44.661		-6.273
p6	2:50.757	+6.096	+6.096
(30) Schmidt Frank			
1			
2	3:24.919		
p3	2:03.158	-1:21.761	1.761
(870) Fischer Andreas			
p1			





PZmotorsport

Nach bester Rundenzeit sortiert

Rennstreckentraining

Sachsenring 3,674 Km

4.Turn C

10.08.2016 09:40

Training started at 9:42:39

Pos	No.	Name	Class	Best Tm	In Lap	Diff	Abstand
1	7	Neuhof Steve	SBK	2:11.395	2		
2	94	Hofmann Uwe	SBK	2:15.105	3	3.710	3.710
3	98	Engelmann Rainer	SS	2:16.308	2	4.913	1.203
4	666	Kühnert Fabian	SBK	2:20.627	2	9.232	4.319
5	86	Höger Marc	SBK	2:21.832	2	10.437	1.205
6	72	Zießmer Dominic	SS	2:22.016	2	10.621	0.184
7	3	Müller Thomas	SS	2:22.039	3	10.644	0.023
8	87	Dittrich René	SS	2:33.348	2	21.953	11.309
9	69	Stöhr Andreas	SBK		0		
10	29	Wiesenmayer Hermann	SBK		0		
11	23	Zetzschke Tino	SBK		0		
12	12	Scheidl Konrad	SBK		0		
13	61	Kögler Rene	SBK		0		
14	73	Auer Andreas	SS		0		
15	24	Sahm Jörg	SBK		0		
16	1	Rödel Marco	SBK		0		
17	444	Peterhänsel Fred	SBK		0		
18	27	Großer Maik	SBK		0		
19	70	Maier Frank	SBK		0		

Orbits

Livetiming und Listen siehe www.zeitnahmeteam.de

Gedruckt: 10.08.2016 18:07:56





PZmotorsport


Rennstreckentraining

Sachsenring 3,674 Km

4. Turn C

10.08.2016 09:40

Training started at 9:42:39



Lap	Lap Tm	Diff	Gap
(7) Neuhof Steve			
1			
2	2:11.395		
3	2:12.235	+0.840	+0.840
p4	2:38.038	+26.643	15.803
(94) Hofmann Uwe			
1			
2	2:16.761	+1.656	
3	2:15.105	-1.656	
4	2:15.647	+0.542	+0.542
5	2:24.294	+9.189	+8.647
6	2:36.019	+20.914	11.725
7	2:30.971	+15.866	-5.048
p8	2:40.855	+25.750	+9.884
(98) Engelmann Rainer			
1			
2	2:16.308		
p3	2:35.490	+19.182	19.182
(666) Kühnert Fabian			
1			
2	2:20.627		
p3	2:28.390	+7.763	+7.763
(86) Höger Marc			
1			
2	2:21.832		
p3	2:42.520	+20.688	10.688
(72) Zielmer Dominic			
1			
2	2:22.016		
3	2:32.623	+10.607	10.607
p4	2:38.447	+16.431	+5.824
(3) Müller Thomas			
1			
2	2:22.678	+0.639	
3	2:22.039	-0.639	
p4	2:45.400	+23.361	13.361
(87) Dittich René			
1			
2	2:33.348		
p3	2:46.027	+12.679	12.679
(69) Stöhr Andreas			
1			
p2	2:35.131	1:19.644	
(29) Wiesenmayer Hermann			
1			
p2	2:40.766	1:14.009	
(23) Zetzschke Tino			
1			
p2	2:30.473	1:24.302	
(12) Scheidl Konrad			
1			
p2	3:07.731	1:47.044	
(61) Kögler Rene			
1			

Lap	Lap Tm	Diff	Gap
p2			
	3:08.516	1:46.259	
(73) Auer Andreas			
1			
p2	3:11.792	1:42.983	
(24) Sahn Jörg			
1			
p2	3:13.818	1:40.957	
(1) Rödel Marco			
1			
p2	2:49.314	1:05.461	
(444) Peterhänsel Fred			
p1			
(27) Großer Maik			
p1			
(70) Maier Frank			
p1			

Lap	Lap Tm	Diff	Gap	Lap	Lap Tm	Diff	Gap
-----	--------	------	-----	-----	--------	------	-----

Orbits

Livetiming und Listen siehe www.zeitnahmeteam.de

Gedruckt: 10.08.2016 18:08:10





PZmotorsport

Nach bester Rundenzeit sortiert

Rennstreckentraining

Sachsenring 3,674 Km

7.Turn C

10.08.2016 10:40

Qualifikation started at 10:40:47

Pos	No.	Name	Class	Best Tm	In Lap	Diff	Abstand
1	77	Marsch Stephan	SS	1:54.656	5		
2	130	Koch Sascha	SBK	2:08.602	6	13.946	13.946
3	94	Hofmann Uwe	SBK	2:30.008	3	35.352	21.406
4	12	Scheidl Konrad	SBK	3:07.675	3	1:13.019	37.667
5	24	Sahm Jörg	SBK	3:09.193	3	1:14.537	1.518
6	73	Auer Andreas	SS	3:09.820	3	1:15.164	0.627

Orbits

Livetiming und Listen siehe www.zeitnahmeteam.de

Gedruckt: 10.08.2016 18:10:13





PZmotorsport


Rennstreckentraining

Sachsenring 3,674 Km

7. Turn C

10.08.2016 10:40

Qualifikation started at 10:40:47



Lap	Lap Tm	Diff	Gap	Lap	Lap Tm	Diff	Gap	Lap	Lap Tm	Diff	Gap	Lap	Lap Tm	Diff	Gap
-----	--------	------	-----	-----	--------	------	-----	-----	--------	------	-----	-----	--------	------	-----

(77) Marsch Stephan

1			
2	1:56.982	+2.326	
3	1:58.117	+3.461	+1.135
4	1:58.348	+3.692	+0.231
5	1:54.656	-3.692	
6	2:00.624	+5.968	+5.968
p7	2:08.213	+13.557	+7.589

(130) Koch Sascha

1			
2	2:15.255	+6.653	
3	2:13.402	+4.800	-1.853
4	2:12.629	+4.027	-0.773
5	2:09.027	+0.425	-3.602
6	2:08.602	-0.425	
p7	2:14.797	+6.195	+6.195

(94) Hofmann Uwe

1			
2	2:31.833	+1.825	
3	2:30.008	-1.825	
4	2:30.820	+0.812	+0.812
p5	2:43.881	+13.873	13.061

(12) Scheidl Konrad

1			
2	3:18.869	+11.194	
3	3:07.675	11.194	
p4	3:09.797	+2.122	+2.122

(24) Sahm Jörg

1			
2	3:19.775	+10.582	
3	3:09.193	10.582	
p4	3:10.057	+0.864	+0.864

(73) Auer Andreas

1			
2	3:17.835	+8.015	
3	3:09.820	-8.015	
p4	3:13.470	+3.650	+3.650





PZmotorsport

Nach bester Rundenzeit sortiert

Rennstreckentraining

Sachsenring 3,674 Km

10. Turn C

10.08.2016 11:40

Qualifikation started at 11:41:37

Pos	No.	Name	Class	Best Tm	In Lap	Diff	Abstand
1	94	Hofmann Uwe	SBK	2:18.436	6		
2	73	Auer Andreas	SS	2:20.863	6	2.427	2.427
3	7	Neuhof Steve	SBK	2:29.376	6	10.940	8.513
4	69	Stöhr Andreas	SBK	2:39.538	3	21.102	10.162
5	87	Dittrich René	SS	2:42.851	4	24.415	3.313
6	24	Sahm Jörg	SBK	2:48.217	4	29.781	5.366
7	12	Scheidl Konrad	SBK	2:58.829	2	40.393	10.612

Orbits

Livetiming und Listen siehe www.zeitnahmeteam.de

Gedruckt: 10.08.2016 18:11:39





PZmotorsport


Rennstreckentraining

Sachsenring 3,674 Km

10. Turn C

10.08.2016 11:40

Qualifikation started at 11:41:37



Lap	Lap Tm	Diff	Gap	Lap	Lap Tm	Diff	Gap	Lap	Lap Tm	Diff	Gap	Lap	Lap Tm	Diff	Gap
-----	--------	------	-----	-----	--------	------	-----	-----	--------	------	-----	-----	--------	------	-----

(94) Hofmann Uwe

1			
2	2:24.668	+6.232	
3	2:20.781	+2.345	-3.887
4	2:22.324	+3.888	+1.543
5	2:18.855	+0.419	-3.469
6	2:18.436		-0.419
p7	2:24.225	+5.789	+5.789

(73) Auer Andreas

1			
2	2:26.575	+5.712	
3	2:24.101	+3.238	-2.474
4	2:22.630	+1.767	-1.471
5	2:22.521	+1.658	-0.109
6	2:20.863		-1.658
7	2:24.617	+3.754	+3.754
p8	2:25.040	+4.177	+0.423

(7) Neuhof Steve

1			
2	2:44.038	+14.662	
3	2:37.850	+8.474	-6.188
4	2:39.312	+9.936	+1.462
5	2:36.558	+7.182	-2.754
6	2:29.376		-7.182
p7	2:35.132	+5.756	+5.756

(69) Stöhr Andreas

1			
2	2:48.403	+8.865	
3	2:39.538		-8.865
4	2:41.958	+2.420	+2.420
p5	2:48.507	+8.969	+6.549

(87) Diltrich René

1			
2	2:43.230	+0.379	
3	2:44.103	+1.252	+0.873
4	2:42.851		-1.252
5	2:42.885	+0.034	+0.034
p6	2:44.403	+1.552	+1.518

(24) Sahn Jörg

1			
2	2:50.719	+2.502	
3	2:48.810	+0.593	-1.909
4	2:48.217		-0.593
5	2:49.406	+1.189	+1.189
6	2:54.419	+6.202	+5.013
p7	3:23.604	+35.387	19.185

(12) Scheidl Konrad

1			
2	2:58.829		
3	3:03.034	+4.205	+4.205
4	3:16.480	+17.651	13.446
5	3:09.522	+10.693	-6.958
p6	3:23.127	+24.298	13.605

Orbits

Livetiming und Listen siehe www.zeitnahmeteam.de

Gedruckt: 10.08.2016 18:11:54





PZmotorsport

Nach bester Rundenzeit sortiert

Rennstreckentraining

Sachsenring 3,674 Km

13. Turn C

10.08.2016 12:40

Training started at 12:39:18

Pos	No.	Name	Class	Best Tm	In Lap	Diff	Abstand
1	207	Riess Andreas	SBK	1:56.379	7		
2	94	Hofmann Uwe	SBK	2:12.535	3	16.156	16.156
3	73	Auer Andreas	SS	2:14.637	5	18.258	2.102
4	18	Schaaf Markus	SBK	2:23.020	5	26.641	8.383
5	98	Engelmann Rainer	SS	2:23.637	6	27.258	0.617
6	87	Dittrich René	SS	2:28.831	6	32.452	5.194
7	24	Sahm Jörg	SBK	2:40.676	2	44.297	11.845
8	12	Scheidl Konrad	SBK	2:48.261	3	51.882	7.585

Orbits

Livetiming und Listen siehe www.zeitnahmeteam.de

Gedruckt: 10.08.2016 18:13:11





PZmotorsport


Rennstreckentraining

Sachsenring 3,674 Km

13. Turn C

10.08.2016 12:40

Training started at 12:39:18



Lap	Lap Tm	Diff	Gap
(207) Riess Andreas			
1			
2	2:01.411	+5.032	
3	2:02.719	+6.340	+1.308
4	2:01.342	+4.963	-1.377
5	1:58.047	+1.668	-3.295
6	1:57.125	+0.746	-0.922
7	1:56.379		-0.746
p8	2:04.665	+8.286	+8.286

Lap	Lap Tm	Diff	Gap
(94) Hofmann Uwe			
1			
2	2:15.073	+2.538	
3	2:12.535		-2.538
4	2:14.676	+2.141	+2.141
5	2:15.928	+3.393	+1.252
6	2:14.689	+2.154	-1.239
p7	2:19.432	+6.897	+4.743

Lap	Lap Tm	Diff	Gap
(73) Auer Andreas			
1			
2	2:22.436	+7.799	
3	2:19.635	+4.998	-2.801
4	2:24.285	+9.648	+4.650
5	2:14.637		-9.648
6	2:17.438	+2.801	+2.801
7	2:19.023	+4.386	+1.585
p8	2:30.129	+15.492	11.106

Lap	Lap Tm	Diff	Gap
(18) Schaaf Markus			
1			
2	2:33.578	+10.558	
3	2:30.898	+7.878	-2.680
4	2:25.496	+2.476	-5.402
5	2:23.020		-2.476
p6	2:42.160	+19.140	9.140

Lap	Lap Tm	Diff	Gap
(98) Engelmann Rainer			
1			
2	2:28.706	+5.069	
3	2:31.119	+7.482	+2.413
4	2:24.677	+1.040	-6.442
5	2:24.629	+0.992	-0.048
6	2:23.637		-0.992
p7	2:34.337	+10.700	10.700

Lap	Lap Tm	Diff	Gap
(87) Dittrich René			
1			
2	2:35.767	+6.936	
3	2:32.388	+3.557	-3.379
4	2:30.637	+1.806	-1.751
5	2:34.178	+5.347	+3.541
6	2:28.831		-5.347
p7	2:34.360	+5.529	+5.529

Lap	Lap Tm	Diff	Gap
(24) Sahn Jörg			
1			
2	2:40.676		
3	2:43.253	+2.577	+2.577
4	2:46.519	+5.843	+3.266
5	2:45.068	+4.392	-1.451
p6	2:52.820	+12.144	+7.752

Lap	Lap Tm	Diff	Gap
(12) Scheidl Konrad			
1			
2	2:51.919	+3.658	

Lap	Lap Tm	Diff	Gap
3	2:48.261		-3.658
4	2:49.835	+1.574	+1.574
5	2:49.841	+1.580	+0.006
p6	2:59.818	+11.557	+9.977

Lap	Lap Tm	Diff	Gap
3	2:48.261		-3.658
4	2:49.835	+1.574	+1.574
5	2:49.841	+1.580	+0.006
p6	2:59.818	+11.557	+9.977

Orbits

Livetiming und Listen siehe www.zeitnahmeteam.de

Gedruckt: 10.08.2016 18:13:24





PZmotorsport

Nach bester Rundenzeit sortiert

Rennstreckentraining

Sachsenring 3,674 Km

16. Turn C

10.08.2016 14:30

Training started at 14:30:41

Pos	No.	Name	Class	Best Tm	In Lap	Diff	Abstand
1	7	Neuhof Steve	SBK	1:48.567	4		
2	23	Zetzschke Tino	SBK	1:49.261	2	0.694	0.694
3	62	Schimanko Heinz-Rüdiger	SBK	1:51.318	3	2.751	2.057
4	6	Gorschkow André	SBK	1:51.770	4	3.203	0.452
5	47	Porath Steffen	SBK	1:51.846	3	3.279	0.076
6	207	Riess Andreas	SBK	1:53.166	2	4.599	1.320
7	48	Schötz Daniel	SBK	1:54.340	3	5.773	1.174
8	466	Buchart Michael	SBK	1:54.873	4	6.306	0.533
9	1	Rödel Marco	SBK	1:56.928	4	8.361	2.055
10	666	Kühnert Fabian	SBK	1:57.264	3	8.697	0.336
11	98	Engelmann Rainer	SS	1:57.739	4	9.172	0.475
12	61	Kögler Rene	SBK	1:58.770	3	10.203	1.031
13	18	Schaaf Markus	SBK	1:59.136	4	10.569	0.366
14	3	Müller Thomas	SS	1:59.266	4	10.699	0.130
15	94	Hofmann Uwe	SBK	1:59.957	3	11.390	0.691
16	73	Auer Andreas	SS	2:01.485	4	12.918	1.528
17	97	Freitag Dirk	SBK	2:01.979	3	13.412	0.494
18	86	Höger Marc	SBK	2:02.181	4	13.614	0.202
19	69	Stöhr Andreas	SBK	2:02.629	4	14.062	0.448
20	87	Dittrich René	SS	2:07.573	3	19.006	4.944
21	843	Nöthe Diethelm	SBK	2:09.202	2	20.635	1.629
22	12	Scheidl Konrad	SBK	2:18.281	3	29.714	9.079
23	24	Sahm Jörg	SBK	2:24.431	3	35.864	6.150

Orbits

Livetiming und Listen siehe www.zeitnahmeteam.de

Gedruckt: 10.08.2016 18:14:39





PZmotorsport


Rennstreckentraining

Sachsenring 3,674 Km

16. Turn C

10.08.2016 14:30

Training started at 14:30:41



Lap	Lap Tm	Diff	Gap
(7) Neuhof Steve			
1			
2	1:57.845	+9.278	
3	1:54.548	+5.981	-3.297
4	1:48.567		-5.981
5	1:49.096	+0.529	+0.529
p6	2:21.999	+33.432	12.903

Lap	Lap Tm	Diff	Gap
(23) Zetzschke Tino			
1			
2	1:49.261		
3	1:50.722	+1.461	+1.461
4	1:54.104	+4.843	+3.382

Lap	Lap Tm	Diff	Gap
(62) Schimanko Heinz-Rüdiger			
1			
2	2:00.206	+8.888	
3	1:51.318		-8.888
4	1:57.487	+6.169	+6.169
p5	2:05.304	+13.986	+7.817

Lap	Lap Tm	Diff	Gap
(6) Gorschkow André			
1			
2	1:54.733	+2.963	
3	1:53.953	+2.183	-0.780
4	1:51.770		-2.183
p5	1:58.796	+7.026	+7.026

Lap	Lap Tm	Diff	Gap
(47) Porath Steffen			
1			
2	1:53.885	+2.039	
3	1:51.846		-2.039
4	2:01.846	+10.000	10.000
p5	2:19.363	+27.517	17.517

Lap	Lap Tm	Diff	Gap
(207) Riess Andreas			
1			
2	1:53.166		

Lap	Lap Tm	Diff	Gap
(48) Schölz Daniel			
1			
2	1:57.732	+3.392	
3	1:54.340		-3.392
4	1:58.374	+4.034	+4.034
p5	2:12.465	+18.125	14.091

Lap	Lap Tm	Diff	Gap
(466) Buchart Michael			
1			
2	1:59.721	+4.848	
3	1:55.450	+0.577	-4.271
4	1:54.873		-0.577
p5	2:03.765	+8.892	+8.892

Lap	Lap Tm	Diff	Gap
(1) Rödel Marco			
p1			
2	2:38.395	+41.467	
3	2:04.230	+7.302	34.165
4	1:56.928		-7.302
p5	2:35.527	+38.599	18.599

Lap	Lap Tm	Diff	Gap
(666) Kühnert Fabian			
1			
2	1:58.308	+1.044	
3	1:57.264		-1.044
p4	2:06.764	+9.500	+9.500

Lap	Lap Tm	Diff	Gap
(98) Engelmann Rainer			
1			
2	2:05.269	+7.530	
3	2:02.500	+4.761	-2.769
4	1:57.739		-4.761
p5	2:32.741	+35.002	15.002

Lap	Lap Tm	Diff	Gap
(61) Kögler Rene			
1			
2	2:04.080	+5.310	
3	1:58.770		-5.310
p4	2:30.490	+31.720	11.720

Lap	Lap Tm	Diff	Gap
(18) Schaaf Markus			
1			
2	2:06.341	+7.205	
3	2:02.295	+3.159	-4.046
4	1:59.136		-3.159
p5	2:35.737	+36.601	16.601

Lap	Lap Tm	Diff	Gap
(3) Müller Thomas			
1			
2	2:02.522	+3.256	
3	2:01.814	+2.548	-0.708
4	1:59.266		-2.548
p5	2:02.524	+3.258	+3.258

Lap	Lap Tm	Diff	Gap
(94) Hofmann Uwe			
1			
2	2:04.783	+4.826	
3	1:59.957		-4.826
4	2:01.665	+1.708	+1.708
p5	2:32.018	+32.061	10.353

Lap	Lap Tm	Diff	Gap
(73) Auer Andreas			
1			
2	2:02.220	+0.735	
3	2:03.924	+2.439	+1.704
4	2:01.485		-2.439
p5	2:38.782	+37.297	17.297

Lap	Lap Tm	Diff	Gap
(97) Freitag Dirk			
1			
2	2:03.161	+1.182	
3	2:01.979		-1.182
4	2:02.285	+0.306	+0.306
p5	2:11.545	+9.566	+9.260

Lap	Lap Tm	Diff	Gap
(86) Höger Marc			
1			
2	2:03.438	+1.257	
3	2:03.337	+1.156	-0.101
4	2:02.181		-1.156
p5	2:15.942	+13.761	13.761

Lap	Lap Tm	Diff	Gap
(69) Stöhr Andreas			
1			
2	2:04.342	+1.713	
3	2:03.547	+0.918	-0.795
4	2:02.629		-0.918
p5	2:38.850	+36.221	16.221

Lap	Lap Tm	Diff	Gap
(87) Dittrich René			
1			
2	2:12.934	+5.361	
3	2:07.573		-5.361
4	2:09.378	+1.805	+1.805

Lap	Lap Tm	Diff	Gap
p5			
2:30.626	+23.053	11.248	
(843) Nöthe Diethelm			
1			
2	2:09.202		
3	2:09.710	+0.508	+0.508
p4	2:22.332	+13.130	2.622

Lap	Lap Tm	Diff	Gap
(12) Scheidl Konrad			
1			
2	2:21.960	+3.679	
3	2:18.281		-3.679
p4	2:52.120	+33.839	13.839

Lap	Lap Tm	Diff	Gap
(24) Sahm Jörg			
1			
2	2:27.947	+3.516	
3	2:24.431		-3.516
p4	2:28.472	+4.041	+4.041

